

Уважаемые агенты!

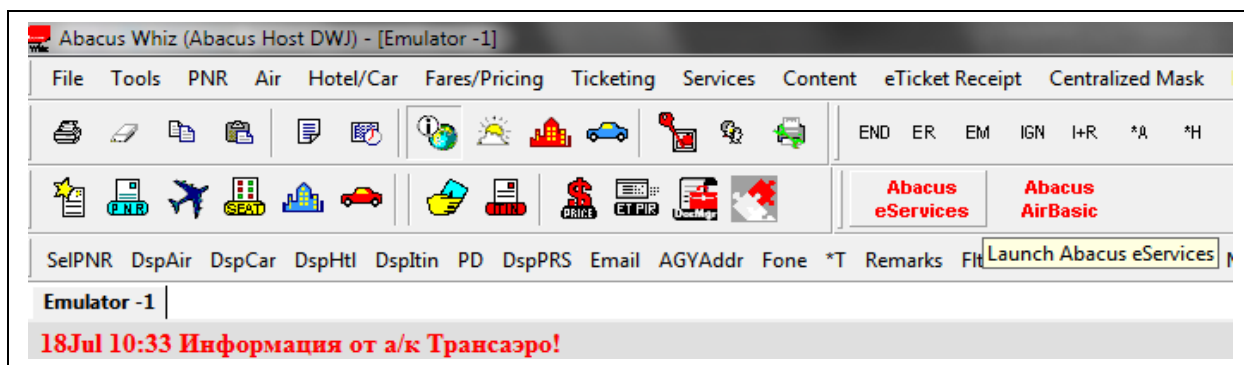
Рады сообщить, что теперь у Вас появилась возможность пройти самостоятельное обучение работе в системе бронирования **Абакус** на нашем портале поддержки пользователей **eServices**!

В любое удобное для Вас время, выбрав нужный курс, Вы получите необходимую информацию.

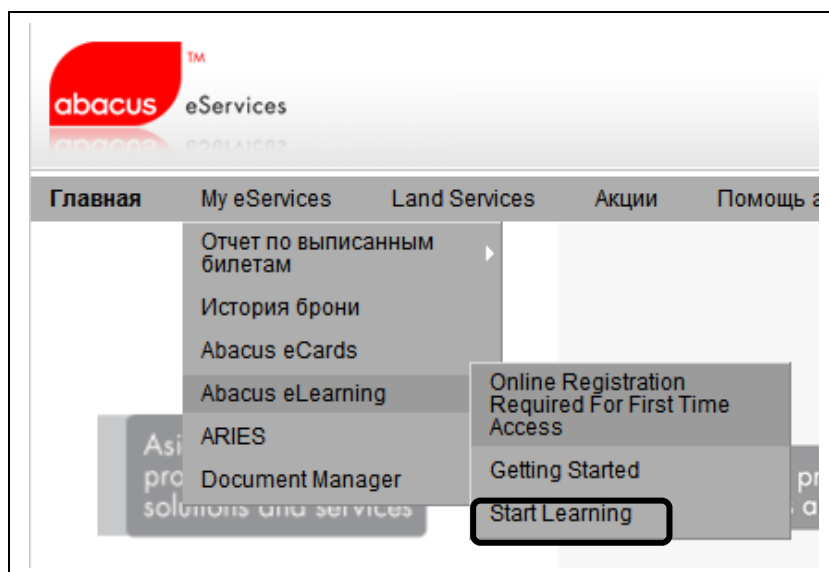
Курс можно приостановить, начать сначала, отменить и выбрать новый по желанию агента. Также в описании курса указывается количество времени, затрачиваемого на прохождение обучения, что дает возможность правильно распределить свое рабочее время.

Ниже прилагается краткая инструкция:

1. Заходим в портал **eServices**



2. Во вкладке **My eServices** выбираем **Abacus eLearning**, кликаем на **Start Learning**:



3. Вызываем на экран список курсов, кликнув на **Browse Course directory**:

KZ Training's Home Centre
Inbox (You have 0 new email)

Course Search
[Search]
Course Directory List

Notices
No Entry Found

Today's Schedule
No Schedule

Tools And Setting
[Changing Password]
[My Folder]

My Courses	Status	Progress	Coursework	Effective Learning Hour (Min)
No Course For Learning				
Browse Course Directory				

Forum : Latest postings
No Topics Present
[View Forum Topics](#)

Active chatrooms
No Active Chatroom
[View chatroom list](#)

User No.

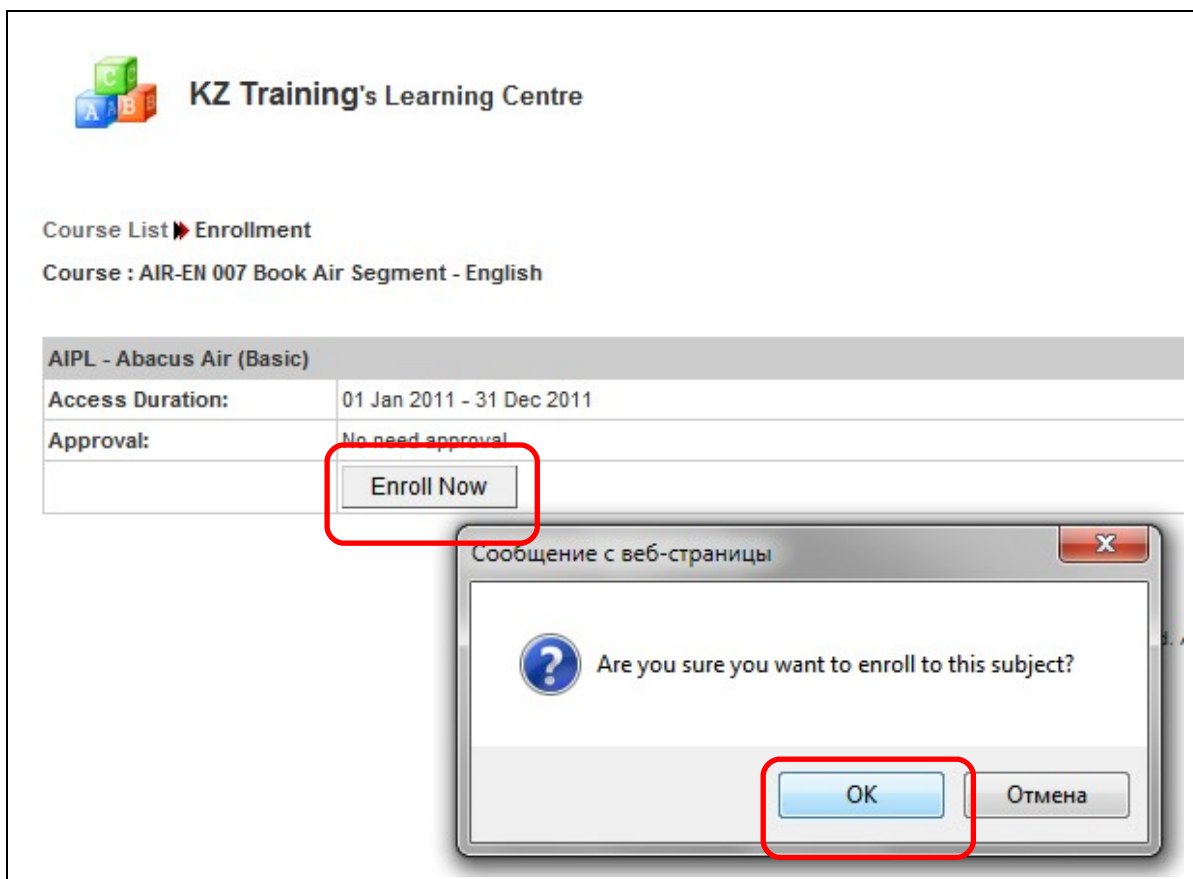
4. Выбираем необходимый курс, нажав на **Click to self-enroll** –

KZ Training's Course List

Category : [All] [All Courses] [Nominated Courses] [Search Course]

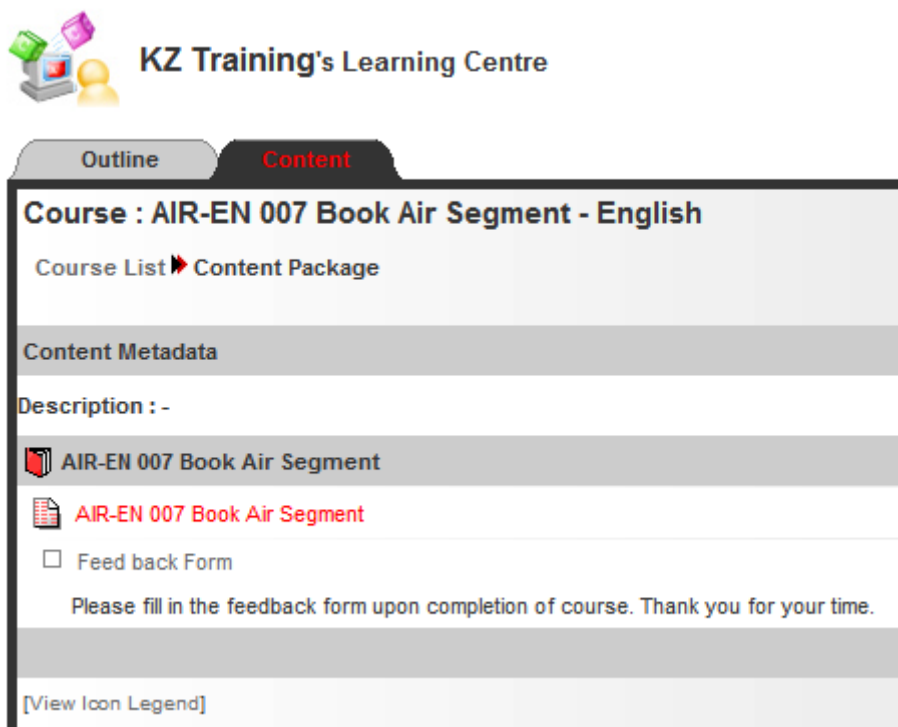
Category	Title	Code	Effective Learning Hour	Description	Enrollment
[All]	AIR-EN 001 Abacus Air (Basic)	AIR-EN_001	5 (Minutes)	International and list the parties involved in the Abacus reservation process. It gives a brief overview of the features. It highlights also special keys mapped by Abacus for certain commands, the use of shortcut keys to call up and reuse previous commands executed. Effective Learning Hour: 5 mins	Click to self-enroll
AIR-EN 002	AIR-EN 002 Basic PNR Creation - English	AIR-EN_002	10 (Minutes)	It shows an overview with demonstration and explanation of the steps involved in making an air reservation for a customer. Effective Learning Hour: 10 mins	Click to self-enroll
AIR-EN 003	AIR-EN 003 Sign In Sign Out - English	AIR-EN_003	10 (Minutes)	It is the basic feature for user to access the reservation system. It shows the importance of security of the system providing the steps to change the sign-in passcode. It highlights also the special features of the 6 different work areas and shows how to sign in, change and check between the work areas. Effective Learning Hour: 10 mins	

5. Подтверждаем свой выбор:



The screenshot shows the 'KZ Training's Learning Centre' interface. At the top, there is a logo with letters A, B, and C. Below it, the text 'Course List ► Enrollment' and 'Course : AIR-EN 007 Book Air Segment - English' is visible. A table displays course details for 'AIPL - Abacus Air (Basic)', including 'Access Duration: 01 Jan 2011 - 31 Dec 2011' and 'Approval: No need approval'. A red box highlights the 'Enroll Now' button. Overlaid on this is a dialog box titled 'Сообщение с веб-страницы' (Message from web page) with a question mark icon and the text 'Are you sure you want to enroll to this subject?'. The dialog box has two buttons: 'OK' (highlighted with a red box) and 'Отмена' (Cancel).

6. Выбрав удобное для Вас время, проходим курс:



The screenshot shows the 'KZ Training's Learning Centre' interface with the 'Content' tab selected. The page title is 'Course : AIR-EN 007 Book Air Segment - English'. Below the title, there is a navigation link 'Course List ► Content Package'. The 'Content Metadata' section is followed by a 'Description : -' section. Under the description, there is a list of items: 'AIR-EN 007 Book Air Segment' (with a book icon), 'AIR-EN 007 Book Air Segment' (with a document icon), and 'Feed back Form' (with a checkbox). Below the list, there is a text prompt: 'Please fill in the feedback form upon completion of course. Thank you for your time.' At the bottom of the page, there is a link '[View Icon Legend]'.

Внимание!!!

Во время прохождения обучения страницу «Content Viewer» закрывать **нельзя!**

127MAY	KTSYD	<<
27MAY	FRI	
1QF	42	
2GA	828	
3BA	15	
4GA	828	
5BA/QF	7306	
6GA	828	
7QF	6	
8GA	828	
9QF/BA	320	
10SQ	159	

Для удобства рекомендуем зарегистрироваться в **eLearning**, чтобы более эффективно контролировать процесс обучения:

eLearning Online Registration

Please note that online registration is required for the first time access to Abacus eLearning.

Agency Name

PCC

Sign-In Code

Travel Consultant (Full Name)

Designation

Email Address

Желаем успешных продаж!

Ваша команда
Abacus

